

VERSION 2.0

POPULATIONS

Adolescents and young adults

This PDF is a print-friendly reproduction of the content included in the *Populations – Adolescents and Young Adults* section of the *Australian Asthma Handbook* at astmahandbook.org.au/populations/adolescents

Please note the content of this PDF reflects the *Australian Asthma Handbook* at publication of Version 2.0 (March 2019). For the most up-to-date content, please visit astmahandbook.org.au

Please consider the environment if you are printing this PDF – to save paper and ink, it has been designed to be printed double-sided and in black and white.

ABBREVIATIONS

CFC	chlorofluorocarbon	LTRA	leukotriene receptor antagonist
COPD	chronic obstructive pulmonary disease	MBS	Medical Benefits Scheme
COX	cyclo-oxygenase	NHMRC	National Health and Medical Research Council
DXA	dual-energy X-ray absorptiometry	NIPPV	non-invasive positive pressure ventilation
ED	emergency department	NSAIDs	nonsteroidal anti-inflammatory drugs
EIB	exercise-induced bronchoconstriction	OCS	oral corticosteroids
FEV₁	forced expiratory volume over one second	OSA	obstructive sleep apnoea
FEV₆	forced expiratory volume over six seconds	PaCO	carbon dioxide partial pressure on blood gas analysis
FSANZ	Food Standards Australia and New Zealand	PaO	oxygen partial pressure on blood gas analysis
FVC	forced vital capacity	PBS	Pharmaceutical Benefits Scheme
GORD	gastro-oesophageal reflux disease	PEF	peak expiratory flow
HFA	formulated with hydrofluoroalkane propellant	pMDI	pressurised metered-dose inhaler or 'puffer'
ICS	inhaled corticosteroid	PPE	personal protective equipment
ICU	intensive care unit	SABA	short-acting beta ₂ -adrenergic receptor agonist
IgE	Immunoglobulin E	SAMA	short-acting muscarinic antagonist
IL	interleukin	SaO₂	oxygen saturation
IU	international units	SpO₂	peripheral capillary oxygen saturation measured by pulse oximetry
IV	intravenous	TGA	Therapeutic Goods Administration
LABA	long-acting beta ₂ -adrenergic receptor agonist		
LAMA	long-acting muscarinic antagonist		

RECOMMENDED CITATION

National Asthma Council Australia. *Australian Asthma Handbook*, Version 2.0. National Asthma Council Australia, Melbourne, 2019.

Available from: <http://www.asthmahandbook.org.au>

ISSN 2203-4722

© National Asthma Council Australia Ltd, 2019

NATIONAL ASTHMA COUNCIL AUSTRALIA

ABN 61 058 044 634

Suite 104, Level 1
153-161 Park Street
South Melbourne VIC 3205
Australia

SPONSORS

National Asthma Council Australia would like to acknowledge the support of the sponsors of Version 2.0 of the *Australian Asthma Handbook*:

- Boehringer Ingelheim Australia
- Novartis Australia

DISCLAIMER

The *Australian Asthma Handbook* has been compiled by the National Asthma Council Australia for use by general practitioners, pharmacists, asthma educators, nurses and other health professionals and healthcare students. The information and treatment protocols contained in the *Australian Asthma Handbook* are based on current evidence and medical knowledge and practice as at the date of publication and to the best of our knowledge. Although reasonable care has been taken in the preparation of the *Australian Asthma Handbook*, the National Asthma Council Australia makes no representation or warranty as to the accuracy, completeness, currency or reliability of its contents.

The information and treatment protocols contained in the *Australian Asthma Handbook* are intended as a general guide only and are not intended to avoid the necessity for the individual examination and assessment of appropriate courses of treatment on a case-by-case basis. To the maximum extent permitted by law, acknowledging that provisions of the Australia Consumer Law may have application and cannot be excluded, the National Asthma Council Australia, and its employees, directors, officers, agents and affiliates exclude liability (including but not limited to liability for any loss, damage or personal injury resulting from negligence) which may arise from use of the *Australian Asthma Handbook* or from treating asthma according to the guidelines therein.

Asthma in adolescents and young adults

Overview

This section deals with special considerations for asthma in adolescents and young adults. It should be used in conjunction with the general Diagnosis and Management sections of this handbook.

For younger adolescents, the general guidance for diagnosing and managing asthma in children will apply in most situations. By mid-adolescence (around 14–16 years), the general guidance for diagnosing and managing asthma in adults will apply in most situations.

- ▶ See: [Diagnosing asthma in children](#)
- See: [Diagnosing asthma in adults](#)
- See: [Managing asthma in children](#)
- See: [Managing asthma in adults](#)

Note: Various age ranges are used to define adolescence.¹ In this handbook 'adolescents' refers to people aged approximately 12–18 years and 'young adults' refers to people aged 19–24 years, acknowledging that hormonal changes that accompany puberty may begin before age 12 and maturation may continue beyond age 24.

In this section

General considerations

General considerations when providing health care for adolescents and young adults

<http://www.asthmahandbook.org.au/populations/adolescents/general-considerations>

Investigation

Considerations when investigating new or re-emerging asthma-like symptoms in adolescents and young adults

<http://www.asthmahandbook.org.au/populations/adolescents/investigation>

Management

Considerations when assessing and managing asthma in adolescents and young adults

<http://www.asthmahandbook.org.au/populations/adolescents/management>

Self-management support

Supporting adolescents and young adults to self-manage their asthma

<http://www.asthmahandbook.org.au/populations/adolescents/self-management>

References


1. Sawyer SM, Afifi RA, Bearinger LH, *et al.* Adolescence: a foundation for future health. *Lancet*. 2012; 379: 1630-1640. Available from: <http://www.ncbi.nlm.nih.gov/pubmed/22538178>

General considerations when providing health care for adolescents and young adults

Recommendations

By mid-adolescence (around 14–16 years), provide medical management of asthma as for adults (e.g. medication options, doses).


Note: Whether the individual is considered to be a child or adult for the purposes of prescribing will depend on the individual's size and clinical factors, TGA-approved product information for medicines, and PBS subsidisation criteria.

 *How this recommendation was developed*

Consensus

Based on clinical experience and expert opinion (informed by evidence, where available).

If parents or carers are present, arrange to see adolescents alone for part of the consultation so that you can confidentially discuss sensitive issues like adherence to asthma medicines and exposure to smoke from tobacco or other drugs.


 *How this recommendation was developed*

Adapted from existing guidance

Based on reliable clinical practice guideline(s) or position statement(s):

- The Royal Australasian College of Physicians, 2008¹


Discuss confidentiality with the patient and agree on which of their personal information will not be shared with anyone else and which can be discussed with parents or passed on to other healthcare professionals.

 *How this recommendation was developed*

Consensus

Based on clinical experience and expert opinion (informed by evidence, where available).

Assess psychosocial status so that you can identify and manage any factors that could affect their asthma management and ensure that self-management advice is appropriate to the individual's stage of psychosocial development.

 *How this recommendation was developed*

Consensus

Based on clinical experience and expert opinion (informed by evidence, where available), with particular reference to the following source(s):

- Bender, 2006²
- Sawyer *et al.* 2012³
- The Royal Australasian College of Physicians, 2008¹
- Van de Ven *et al.* 2009⁴

Consider the person's health beliefs, cultural perspective and family circumstances that may affect asthma management.

 *How this recommendation was developed*

Consensus

Based on clinical experience and expert opinion (informed by evidence, where available).

More information

Confidentiality issues for adolescents

Adolescents' concerns about confidentiality prevent them using health care services, especially if substance use is likely to be raised. Adolescents are more likely to disclose information about health risk behaviours, and are more likely to return for review, if they know that confidential information will not be revealed to their parents or others.⁵

When adolescents are accompanied by parents or carers, health care providers should consider seeing the adolescent alone for part of each consultation.⁵

Health professionals should discuss confidentiality and its limits with adolescents.⁵ Adolescents are more willing to communicate honestly with healthcare professionals who discuss confidentiality with them.¹

Health professionals need to clearly explain which personal health information can be confidential and which must be shared with parents, and keep parents informed.

Health care providers should advise adolescents that they can obtain their own Medicare card once they turn 15.⁵

- ▶ Go to: Royal Australasian College of Physicians' [Working with young people](#) online resource (see *Privacy and confidentiality in adolescent health care* in Topic 2: *Ethical and legal issues*)
- Go to: Australian Government Department of Human Services' [Financial and health support for young people](#) webpage

Last reviewed version 2.0

Psychosocial factors affecting adolescent health

Adolescence is a time of rapid growth and physical, cognitive, emotional and social development. An adolescent's age is not a reliable indicator of maturity in each of these areas.¹

Mental health disorders (e.g. depression, anxiety, eating disorders) are common and clinically important among young people.¹ A significant proportion of adult mental health problems emerge during adolescence.¹

Adolescence is also a time when people can begin risky behaviours (e.g. smoking, poor eating habits, physical inactivity, and drug and alcohol use), which can continue into adulthood.^{1,3} Although smoking rates among adolescents and young people are declining,⁶ approximately 6% of adolescents aged 15–17 years smoke, and 4% smoke at least daily.⁷ Smoking rates are higher among Aboriginal and Torres Strait Islander young people, young people living in rural and remote communities, and young people of lower socioeconomic status.^{8,6}

Adolescents with chronic disease show higher rates of health risk behaviours than healthy adolescents.^{1,9} Some risk behaviours are based on incorrect health beliefs (e.g. the myth that smoking cannabis is good for asthma).

Risk-taking behaviour – as well as poor understanding of their health condition – may contribute to the higher rate of food-induced fatal anaphylaxis among adolescents and young adults, compared with other age groups.¹⁰

Depression, risk behaviours and poor adherence to medicines are interrelated.² Adolescents with asthma who adhere poorly to asthma treatment and hide their asthma are more likely to start smoking than other adolescents with asthma.⁴ Among adolescent boys, those with lower quality of life are most likely to start smoking.⁴

Adolescents often wish to discuss their health concerns with health professionals but are reluctant to discuss sensitive issues unless asked directly and confidentially.¹

Psychosocial assessment in adolescents

The Royal Australasian College of Physicians recommends that all primary care health professionals should routinely assess psychosocial health of people aged 10–24 years.¹

Routine psychosocial health assessment helps the health professional identify mental health states that may affect chronic disease management, identify and understand risk behaviours and strengths, take psychosocial circumstances into account when managing chronic disease, and promotes engagement between the health professional and patient.¹

The Royal Australasian College of General Practitioners¹¹ and Royal Australasian College of Physicians suggest that health professionals can use the HEADSS framework (Home, Education and Employment, [Eating and exercise], Activities and peers, Drugs, Sexuality, Suicide and depression, Safety, Spirituality).^{12, 13}

A list of screening and assessment tools appropriate for adolescents and young adults is included in beyondblue's *Clinical practice guidelines: Depression in adolescents and young adults* (2010).¹⁴

- ▶ Go to: [The HEADSS framework for Psychosocial Health Assessment](#), appendix to the Royal Australian College of Practitioner's [Routine adolescent psychosocial health assessment. Position statement 2008 \(PDF/535KB\)](#)
- Go to: [Beyondblue](#) information for health professionals and patients

Impact of puberty on asthma

In the past, it was thought that children typically 'outgrew' asthma due to maturation of the autonomic and central nervous systems under the effect of sex steroids during puberty.¹⁵ However, there is little evidence to support this assumption.¹⁵ Puberty does not predict remission of asthma. Almost two-thirds of children with chronic asthma have persistent symptoms throughout puberty.¹⁵

Early puberty has been reported to be an independent risk factor for the persistence of asthma into adolescence, and for the severity of asthma in adulthood.¹⁵ The mechanism for this association is unclear, and might involve the effects of hormonal changes on reactivity of airways or risk factors that are common to both asthma and early puberty.¹⁵

Increased BMI in girls has been associated with both early puberty and increased asthma risk.

Australian data show that more boys than girls experience remission of asthma during adolescence (based on 2007–2008 data):¹⁶

- the prevalence of current asthma is higher for boys than girls among children aged 0–14 years, and higher for women among people aged 15 years and over
- the prevalence of current asthma in children aged 10–14 years is approximately 12% for boys and 7% for girls
- the prevalence of current asthma in adolescents and young adults aged 15–24 years is approximately 11% in both sexes.

Asthma can worsen or improve during adolescence; close monitoring is necessary so that medicines can be adjusted to maintain good asthma control at the lowest effective doses. If attempted back-titration of an adolescent's preventer dose or step-down in the treatment regimen results in worsening of asthma symptoms, this experience can help the person understand why it is necessary to take these medicines regularly. Health professionals can make unsuccessful back-titration an opportunity to reinforce self-management education.

Asthma can occur for the first time during adolescence, more commonly in girls than boys.¹⁷ The true prevalence of asthma in adolescents is difficult to estimate because of under- and over-diagnosis.

Adherence to preventer treatment: adults and adolescents

Most patients do not take their preventer medication as often as prescribed, particularly when symptoms improve, or are mild or infrequent. Whenever asthma control is poor despite apparently adequate treatment, poor adherence, as well as poor inhaler technique, are probable reasons to consider.

Poor adherence may be intentional and/or unintentional. Intentional poor adherence may be due to the person's belief that the medicine is not necessary, or to perceived or actual adverse effects. Unintentional poor adherence may be due to forgetting or cost barriers.

Common barriers to the correct use of preventers include:

- being unable to afford the cost of medicines or consultations to adjust the regimen
- concerns about side effects
- interference of the regimen with the person's lifestyle
- forgetting to take medicines
- lack of understanding of the reason for taking the medicines
- inability to use the inhaler device correctly due to physical or cognitive factors
- health beliefs that are in conflict with the belief that the prescribed medicines are effective, necessary or safe (e.g. a belief that the prescribed preventer dose is 'too strong' or only for flare-ups, a belief that asthma can be overcome by psychological effort, a belief that complementary and alternative therapies are more effective or appropriate than prescribed medicines, mistrust of the health professional).

Adherence to preventers is significantly improved when patients are given the opportunity to negotiate the treatment regimen based on their goals and preferences.¹⁸

Assessment of adherence requires an open, non-judgemental approach.

Accredited pharmacists who undertake Home Medicines Reviews can assess adherence while conducting a review.

Table. Suggested questions to ask adults and older adolescents when assessing adherence to treatment

1. Many people don't take their medication as prescribed. In the last four weeks:
 - how many days a week would you have taken your preventer medication? None at all? One? Two? (etc).
 - how many times a day would you take it? Morning only? Evening only? Morning and evening? (or other)
 - each time, how many puffs would you take? One? Two? (etc).
2. Do you find it easier to remember your medication in the morning, or the evening?

Source: Foster JM, Smith L, Bosnic-Anticevich SZ et al. Identifying patient-specific beliefs and behaviours for conversations about adherence in asthma. *Intern Med J* 2012; 42: e136-e44. Available from: <http://www.ncbi.nlm.nih.gov/pubmed/21627747>

Asset ID: 38

► Go to: Medicare's [Home Medicines Review \(HMR\)](#)

Resources for health professionals working with adolescents

- Go to: The Royal Australasian College of Physicians' [Working with young people online resource](#)
Go to: [Headspace](#): Australia's National Youth Mental Health Foundation
Go to: [Inspire Foundation](#)
Go to: [Reachout](#)
Go to: The Royal Children's Hospital Melbourne's [Transition – for health professionals](#)
Go to: NSW Agency for Clinical Innovation's [Transition planning checklist](#)
Go to: NSW Centre for Advancement of Adolescent Health, The Children's Hospital at Westmead's [Adolescent health GP resources](#)
Go to: [ChIPS \(Chronic Illness Peer Support\)](#)
Go to: [Relationships Australia](#)
Go to: [Smarter than Smoking](#)
Go to: The Children's Hospital at Westmead's [Kids Quit smoking cessation brief interventions](#)

References

1. The Royal Australasian College of Physicians. *Routine adolescent psychosocial health assessment. Position statement*. The Royal Australasian College of Physicians, Sydney, 2008. Available from: <http://www.racp.edu.au/fellows/resources/paediatric-resources>
2. Bender BG. Risk taking, depression, adherence, and symptom control in adolescents and young adults with asthma. *Am J Respir Crit Care Med*. 2006; 173: 953-7. Available from: <http://www.ncbi.nlm.nih.gov/pubmed/16424441>
3. Sawyer SM, Afifi RA, Bearinger LH, et al. Adolescence: a foundation for future health. *Lancet*. 2012; 379: 1630-1640. Available from: <http://www.ncbi.nlm.nih.gov/pubmed/22538178>
4. Van De Ven MO, Engels RC, Sawyer SM. Asthma-specific predictors of smoking onset in adolescents with asthma: a longitudinal study. *J Pediatr Psychol*. 2009; 34: 118-28. Available from: <http://jpepsy.oxfordjournals.org/content/34/2/118.long>
5. The Royal Australasian College of Physicians Joint Adolescent Health Committee. *Confidential Health Care for Adolescents and Young People (12–24 years)*. The Royal Australasian College of Physicians, 2010. Available from: <http://www.racp.edu.au/>
6. Australian Institute of Health and Welfare. *Australia's health 2010*. no. 12 Cat. no. AUS 122. Australian Institute of Health and Welfare, Canberra, 2010. Available from: <http://www.aihw.gov.au/publication-detail/?id=6442468376>
7. Australian Bureau of Statistics. 4364.0.55.003 - *Australian Health Survey: Updated Results, 2011-2012*. Australian Bureau of Statistics, Canberra, 2013. Available from: <http://www.abs.gov.au/ausstats/abs@nsf/Lookup/E3E02505DCAF230CCA257B82001794EB?opendocument>
8. Australian Bureau of Statistics. *The Health and Welfare of Australia's Aboriginal and Torres Strait Islander Peoples, Oct 2010*. Cat. no. 4704.0. Australian Bureau of Statistics, Canberra, 2011. Available from: <http://www.abs.gov.au/AUSSTATS/abs@nsf/lookup/4704.0Chapter755Oct+2010#currentdaily smokers>
9. Suris JC, Michaud PA, Akre C, Sawyer SM. Health risk behaviors in adolescents with chronic conditions. *Pediatrics*. 2008; 122: e1113-8. Available from: <http://pediatrics.aappublications.org/content/122/5/e1113.long>
10. Australasian Society of Clinical Immunology and Allergy (ASCIA). *ASCIA health professional information paper. Nutritional management of food allergy*. ASCIA, Sydney, 2013. Available from: <https://allergy.org.au/hp/papers/food-allergy>
11. Royal Australian College of General Practitioners. *The RACGP Curriculum for Australian General Practice 2011. Children and young people's health*. Royal Australian College of General Practitioners, Melbourne, 2011. Available from: <http://curriculum.racgp.org.au/statements/children-and-young-peoples-health>

12. Goldenring JM, Rosen D. Getting into adolescent heads: an essential update. *Contemp Pediatr*. 2004; 21: 64-92.
13. Goldenring JM, Cohen E. Getting into adolescent heads. *Contemp Pediatr*. 1988; 5: 75-90.
14. Beyondblue. *Clinical practice guidelines: Depression in adolescents and young adults*. beyondblue: the national depression initiative, Melbourne, 2010. Available from: <https://www.beyondblue.org.au/health-professionals/clinical-practice-guidelines>
15. Patton GC, Viner R. Pubertal transitions in health. *Lancet*. 2007; 369: 1130-1139. Available from: <http://www.ncbi.nlm.nih.gov/pubmed/17398312>
16. Australian Centre for Asthma Monitoring. *Asthma in Australia 2011: with a focus chapter on chronic obstructive pulmonary disease*. Asthma series no. 4. Cat. no ACM 22. Australian Institute of Health and Welfare, Canberra, 2011. Available from: <http://www.aihw.gov.au/publication-detail/?id=10737420159>
17. Towns SJ, van Asperen PP. Diagnosis and management of asthma in adolescents. *Clin Respir J*. 2009; 3: 69-76. Available from: <http://www.ncbi.nlm.nih.gov/pubmed/20298380>
18. Castro, M, Rubin, A S, Laviolette, M, *et al*. Effectiveness and safety of bronchial thermoplasty in the treatment of severe asthma: a multicenter, randomized, double-blind, sham-controlled clinical trial. *Am J Respir Crit Care Med*. 2010; 181: 116-124. Available from: <http://www.ncbi.nlm.nih.gov/pubmed/19815809>

Investigating asthma-like symptoms in adolescents and young adults

Recommendations

Use spirometry to assess lung function objectively and to confirm the diagnosis, even if the person had asthma during childhood.

How this recommendation was developed

Consensus

Based on clinical experience and expert opinion (informed by evidence, where available), with particular reference to the following source(s):

- Towns and Asperen, 2009¹
- Weinberger and Abu-Hasan, 2007²
- Yeatts *et al.* 2003³

For adolescents with exercise-related symptoms, consider objective tests (e.g. exercise testing, bronchial provocation (challenge) tests) or referral to investigate the possibility of non-asthma causes such as dyspnoea due to poor cardiopulmonary fitness, hyperventilation or upper airway dysfunction.

How this recommendation was developed

Consensus

Based on clinical experience and expert opinion (informed by evidence, where available), with particular reference to the following source(s):

- British Thoracic Society and Scottish Intercollegiate Guidelines Network, 2008⁴
- Tilles, 2010⁵

Ask about smoking and exposure to other people's tobacco smoke.

How this recommendation was developed

Consensus

Based on clinical experience and expert opinion (informed by evidence, where available).

In adolescent girls, consider whether asthma symptoms are affected by the menstrual cycle.

How this recommendation was developed

Consensus

Based on clinical experience and expert opinion (informed by evidence, where available).

More information

Impact of puberty on asthma

In the past, it was thought that children typically 'outgrew' asthma due to maturation of the autonomic and central nervous systems under the effect of sex steroids during puberty.⁶ However, there is little evidence to support this assumption.⁶ Puberty does not predict

remission of asthma. Almost two-thirds of children with chronic asthma have persistent symptoms throughout puberty.⁶

Early puberty has been reported to be an independent risk factor for the persistence of asthma into adolescence, and for the severity of asthma in adulthood.⁶ The mechanism for this association is unclear, and might involve the effects of hormonal changes on reactivity of airways or risk factors that are common to both asthma and early puberty.⁶

Increased BMI in girls has been associated with both early puberty and increased asthma risk.

Australian data show that more boys than girls experience remission of asthma during adolescence (based on 2007–2008 data):⁷

- the prevalence of current asthma is higher for boys than girls among children aged 0–14 years, and higher for women among people aged 15 years and over
- the prevalence of current asthma in children aged 10–14 years is approximately 12% for boys and 7% for girls
- the prevalence of current asthma in adolescents and young adults aged 15–24 years is approximately 11% in both sexes.

Asthma can worsen or improve during adolescence; close monitoring is necessary so that medicines can be adjusted to maintain good asthma control at the lowest effective doses. If attempted back-titration of an adolescent's preventer dose or step-down in the treatment regimen results in worsening of asthma symptoms, this experience can help the person understand why it is necessary to take these medicines regularly. Health professionals can make unsuccessful back-titration an opportunity to reinforce self-management education.

Asthma can occur for the first time during adolescence, more commonly in girls than boys.¹ The true prevalence of asthma in adolescents is difficult to estimate because of under- and over-diagnosis.

Assessment of asthma in adolescents

The majority of adolescents with asthma have normal lung function despite experiencing significant asthma symptoms.⁸

Lung function may not be a strong predictor of future flare-ups or correlate with current symptoms in adolescents.⁹

Assessment of asthma in adolescents is usually similar to assessment in adults, taking into account confidentiality and psychosocial factors that are especially important in this age group.

At each visit, it is useful to ask about days absent from school due to asthma.

Table. Definition of levels of recent asthma symptom control in adults and adolescents (regardless of current treatment regimen)

Good control	Partial control	Poor control
All of: <ul style="list-style-type: none">• Daytime symptoms ≤ 2 days per week• Need for SABA reliever ≤ 2 days per week[†]• No limitation of activities• No symptoms during night or on waking	One or two of: <ul style="list-style-type: none">• Daytime symptoms > 2 days per week• Need for SABA reliever > 2 days per week[†]• Any limitation of activities• Any symptoms during night or on waking	Three or more of: <ul style="list-style-type: none">• Daytime symptoms > 2 days per week• Need for SABA reliever > 2 days per week[†]• Any limitation of activities• Any symptoms during night or on waking

SABA: short-acting beta₂-agonist

[†] SABA, not including doses taken prophylactically before exercise. (Record this separately and take into account when assessing management.)

Note: Recent asthma symptom control is based on symptoms over the previous 4 weeks.

Last reviewed version 2.0

Asset ID: 33

- See: [Assessing symptom control and risk in adults](#)
- See: [Assessing symptoms and control in children 6 years and over](#)

Diagnostic difficulties when investigating asthma-like symptoms in adolescents

Asthma is commonly misdiagnosed in young people presenting with exercise-related symptoms or cough.¹ Conditions associated with dyspnoea include hyperventilation, anxiety, and poor cardiopulmonary fitness.²

Both denial and overplay of symptoms has been observed among adolescents.¹ Adolescents with new or re-emerging asthma symptoms may deny their symptoms.¹ US data suggest that risk factors for undiagnosed asthma among adolescents include female sex, smoking (current smoking and exposure to others' smoke), low socioeconomic status, family problems, low physical activity and high body mass.³

Exercise-related symptoms in adolescents

In adolescents, exercise-related wheezing and breathlessness are poor predictors of exercise-induced bronchoconstriction. Only a minority of adolescents referred for assessment of exercise-induced respiratory symptoms show objective evidence of exercise-induced bronchoconstriction.¹⁰

For adolescents with exercise-related symptoms, common conditions that should be considered in the differential diagnosis include poor cardiopulmonary fitness, exercise-induced upper airway dysfunction and exercise-induced hyperventilation.^{1, 5}

In addition to spirometry, other objective tests (e.g. cardiopulmonary fitness testing, bronchial provocation tests) may be helpful to clarify the diagnosis and inform management.

► See: [Investigation and management of exercise-induced bronchoconstriction](#)

Last reviewed version 2.0

Psychosocial factors affecting adolescent health

Adolescence is a time of rapid growth and physical, cognitive, emotional and social development. An adolescent's age is not a reliable indicator of maturity in each of these areas.¹¹

Mental health disorders (e.g. depression, anxiety, eating disorders) are common and clinically important among young people.¹¹ A significant proportion of adult mental health problems emerge during adolescence.¹¹

Adolescence is also a time when people can begin risky behaviours (e.g. smoking, poor eating habits, physical inactivity, and drug and alcohol use), which can continue into adulthood.^{11, 12} Although smoking rates among adolescents and young people are declining,¹³ approximately 6% of adolescents aged 15–17 years smoke, and 4% smoke at least daily.¹⁴ Smoking rates are higher among Aboriginal and Torres Strait Islander young people, young people living in rural and remote communities, and young people of lower socioeconomic status.^{15, 13}

Adolescents with chronic disease show higher rates of health risk behaviours than healthy adolescents.^{11, 16} Some risk behaviours are based on incorrect health beliefs (e.g. the myth that smoking cannabis is good for asthma).

Risk-taking behaviour – as well as poor understanding of their health condition – may contribute to the higher rate of food-induced fatal anaphylaxis among adolescents and young adults, compared with other age groups.¹⁷

Depression, risk behaviours and poor adherence to medicines are interrelated.¹⁸ Adolescents with asthma who adhere poorly to asthma treatment and hide their asthma are more likely to start smoking than other adolescents with asthma.¹⁹ Among adolescent boys, those with lower quality of life are most likely to start smoking.¹⁹

Adolescents often wish to discuss their health concerns with health professionals but are reluctant to discuss sensitive issues unless asked directly and confidentially.¹¹

Physiological and psychological changes

Stress, anxiety and extreme emotions

Some patients report asthma flare-ups and asthma symptoms in response to stress and extreme emotions.^{20, 21}

Adolescents with asthma may experience breathlessness in response to stress (without changes in lung function or other asthma symptoms).²²

► See: [Investigating asthma-like symptoms in adolescents and young adults](#)

Laughter

Laughing is a common trigger for wheeze in infants. In children, the presence of respiratory symptoms that are triggered by laughter increases the probability of symptoms being due to asthma.

► See: [Diagnosing asthma in children](#)

Hormonal changes

Asthma may worsen during the premenstrual phase in up to 40% of women, possibly due to a reduced response to corticosteroids and bronchodilators.²³ However, this rarely causes severe flare-ups.²³

Perimenstrual worsening asthma may be relatively common among women with severe or poorly controlled asthma, and may share risk factors with aspirin-exacerbated respiratory disease.²⁴

Asthma control worsens during pregnancy in about one third of women with asthma.²⁵ During pregnancy, approximately 6% of women with asthma are hospitalised with a severe asthma flare-up.^{26, 27}

► See: [Managing asthma during pregnancy](#)

Sexual activity

Sexual activity may trigger asthma symptoms possibly due to physical exertion (exercise-induced bronchoconstriction), heightened emotion, or a combination of these factors. Exposure to dust mite allergens in bedding may also be a trigger for people who are sensitised.

People with asthma may experience limitation to sexual activity due to asthma or be concerned about the effect of their asthma on their sex life.^{28, 29} However, patients are unlikely to mention concerns about sexual activity to their doctor.²⁹

Practical information for patients about sex and asthma is available from Asthma Australia.

► Go to: Asthma Australia's [Triggers](#) webpage

See: [Investigation and management of exercise-induced bronchoconstriction](#)

Resources for health professionals working with adolescents

► Go to: The Royal Australasian College of Physicians' [Working with young people online resource](#)

Go to: [Headspace](#): Australia's National Youth Mental Health Foundation

Go to: [Inspire Foundation](#)

Go to: [Reachout](#)

Go to: The Royal Children's Hospital Melbourne's [Transition – for health professionals](#)

Go to: NSW Agency for Clinical Innovation's [Transition planning checklist](#)

Go to: NSW Centre for Advancement of Adolescent Health, The Children's Hospital at Westmead's [Adolescent health GP resources](#)

Go to: [ChIPS \(Chronic Illness Peer Support\)](#)

Go to: [Relationships Australia](#)

Go to: [Smarter than Smoking](#)

Go to: The Children's Hospital at Westmead's [Kids Quit smoking cessation brief interventions](#)

References

1. Towns SJ, van Asperen PP. Diagnosis and management of asthma in adolescents. *Clin Respir J*. 2009; 3: 69-76. Available from: <http://www.ncbi.nlm.nih.gov/pubmed/20298380>
2. Weinberger M, Abu-Hasan M. Pseudo-asthma: when cough, wheezing, and dyspnea are not asthma. *Pediatrics*. 2007; 120: 855-864. Available from: <http://pediatrics.aappublications.org/content/120/4/855.full>
3. Yeatts K, Davis KJ, Sotir M, et al. Who gets diagnosed with asthma? Frequent wheeze among adolescents with and without a diagnosis of asthma. *Pediatrics*. 2003; 111: 1046-54. Available from: <http://www.ncbi.nlm.nih.gov/pubmed/12728087>
4. British Thoracic Society (BTS) Scottish Intercollegiate Guidelines Network (SIGN). *British Guideline on the Management of Asthma. Quick Reference Guide*. Revised May 2011. BTS, SIGN, Edinburgh, 2008.
5. Tilles SA. Exercise-induced respiratory symptoms: an epidemic among adolescents. *Ann Allergy Asthma Immunol*. 2010; 104: 361-7; 368-70, 412. Available from: <http://www.ncbi.nlm.nih.gov/pubmed/20486325>
6. Patton GC, Viner R. Pubertal transitions in health. *Lancet*. 2007; 369: 1130-1139. Available from: <http://www.ncbi.nlm.nih.gov/pubmed/17398312>
7. Australian Centre for Asthma Monitoring. *Asthma in Australia 2011: with a focus chapter on chronic obstructive pulmonary disease*. Asthma series no. 4. Cat. no ACM 22. Australian Institute of Health and Welfare, Canberra, 2011. Available from: <http://www.aihw.gov.au/publication-detail/?id=10737420159>
8. van Dalen C, Harding E, Parkin J, et al. Suitability of forced expiratory volume in 1 second/forced vital capacity vs percentage of predicted forced expiratory volume in 1 second for the classification of asthma severity in adolescents. *Arch Pediatr Adolesc Med*. 2008; 162: 1169-74. Available from: <http://archpedi.jamanetwork.com/article.aspx?articleid=380549>
9. Gruchalla RS, Sampson HA, Matsui E, et al. Asthma morbidity among inner-city adolescents receiving guidelines-based therapy:


- role of predictors in the setting of high adherence. *J Allergy Clin Immunol*. 2009; 124: 213-21, 221.e1. Available from: <http://www.ncbi.nlm.nih.gov/pmc/articles/PMC2757267/>
10. Schuh, S, Willan, AR, Stephens, D, *et al*. Can montelukast shorten prednisolone therapy in children with mild to moderate acute asthma? A randomized controlled trial. *J Pediatr*. 2009; 155: 795-800. Available from: <https://www.ncbi.nlm.nih.gov/pubmed/19656525>
 11. The Royal Australasian College of Physicians. *Routine adolescent psychosocial health assessment. Position statement*. The Royal Australasian College of Physicians, Sydney, 2008. Available from: <http://www.racp.edu.au/fellows/resources/paediatric-resources>
 12. Sawyer SM, Afifi RA, Bearinger LH, *et al*. Adolescence: a foundation for future health. *Lancet*. 2012; 379: 1630-1640. Available from: <http://www.ncbi.nlm.nih.gov/pubmed/22538178>
 13. Australian Institute of Health and Welfare. *Australia's health 2010*. no. 12 Cat. no. AUS 122. Australian Institute of Health and Welfare, Canberra, 2010. Available from: <http://www.aihw.gov.au/publication-detail/?id=6442468376>
 14. Australian Bureau of Statistics. 4364.0.55.003 - *Australian Health Survey: Updated Results, 2011-2012*. Australian Bureau of Statistics, Canberra, 2013. Available from: <http://www.abs.gov.au/ausstats/abs@nsf/Lookup/E3E02505DCAF230CCA257B82001794EB?opendocument>
 15. Australian Bureau of Statistics. *The Health and Welfare of Australia's Aboriginal and Torres Strait Islander Peoples, Oct 2010*. Cat. no. 4704.0. Australian Bureau of Statistics, Canberra, 2011. Available from: <http://www.abs.gov.au/AUSSTATS/abs@nsf/lookup/4704.0Chapter755Oct+2010#currentdailysmokers>
 16. Suris JC, Michaud PA, Akre C, Sawyer SM. Health risk behaviors in adolescents with chronic conditions. *Pediatrics*. 2008; 122: e1113-8. Available from: <http://pediatrics.aappublications.org/content/122/5/e1113.long>
 17. Australasian Society of Clinical Immunology and Allergy (ASCIA). *ASCIA health professional information paper. Nutritional management of food allergy*. ASCIA, Sydney, 2013. Available from: <https://allergy.org.au/hp/papers/food-allergy>
 18. Bender BG. Risk taking, depression, adherence, and symptom control in adolescents and young adults with asthma. *Am J Respir Crit Care Med*. 2006; 173: 953-7. Available from: <http://www.ncbi.nlm.nih.gov/pubmed/16424441>
 19. Van De Ven MO, Engels RC, Sawyer SM. Asthma-specific predictors of smoking onset in adolescents with asthma: a longitudinal study. *J Pediatr Psychol*. 2009; 34: 118-28. Available from: <http://jpepsy.oxfordjournals.org/content/34/2/118.long>
 20. Busse WW. The brain and asthma: what are the linkages?. *Chem Immunol Allergy*. 2012; 98: 14-31. Available from: <http://www.ncbi.nlm.nih.gov/pubmed/22767055>
 21. Theoharides TC, Enakuaa S, Sismanopoulos N, *et al*. Contribution of stress to asthma worsening through mast cell activation. *Ann Allergy Asthma Immunol*. 2012; 109: 14-9. Available from: <http://www.ncbi.nlm.nih.gov/pubmed/22727152>
 22. Rietveld S, van Beest I, Everaerd W. Stress-induced breathlessness in asthma. *Psychol Med*. 1999; 29: 1359-66. Available from: <http://www.ncbi.nlm.nih.gov/pubmed/10616941>
 23. Boulet LP. Influence of comorbid conditions on asthma. *Eur Respir J*. 2009; 33: 897-906. Available from: <http://erj.ersjournals.com/content/33/4/897.long>
 24. Rao CK, Moore CG, Bleecker E, *et al*. Characteristics of perimenstrual asthma and its relation to asthma severity and control: data from the Severe Asthma Research Program. *Chest*. 2013; 143: 984-92. Available from: <http://www.ncbi.nlm.nih.gov/pubmed/23632943>
 25. Murphy VE, Gibson PG. Asthma in pregnancy. *Clin Chest Med*. 2011; 32: 93-110. Available from: <http://www.ncbi.nlm.nih.gov/pubmed/21277452>
 26. Suissa, S., Ernst, P., Boivin, J. F., *et al*. A cohort analysis of excess mortality in asthma and the use of inhaled beta-agonists. *Am J Respir Crit Care Med*. 1994; 149: 604-10. Available from: <https://www.ncbi.nlm.nih.gov/pubmed/8118625>
 27. Ali Z, Ulrik CS. Incidence and risk factors for exacerbations of asthma during pregnancy. *J Asthma Allergy*. 2013; 6: 53-60. Available from: <http://www.ncbi.nlm.nih.gov/pmc/articles/PMC3650884/>
 28. Meyer IH, Sternfels P, Fagan JK, Ford JG. Asthma-related limitations in sexual functioning: an important but neglected area of quality of life. *Am J Public Health*. 2002; 92: 770-2. Available from: <http://www.ncbi.nlm.nih.gov/pmc/articles/PMC1447159/>
 29. Kaptein AA, van Klink RC, de Kok F, *et al*. Sexuality in patients with asthma and COPD. *Respir Med*. 2008; 102: 198-204. Available from: [http://www.resmedjournal.com/article/S0954-6111\(07\)00400-3/fulltext](http://www.resmedjournal.com/article/S0954-6111(07)00400-3/fulltext)

Assessing and managing asthma in adolescents and young adults

Recommendations

By mid-adolescence (around 14–16 years), consider applying asthma management guidance for adults in most situations.

Note: Whether the individual is considered to be a child or adult for the purposes of prescribing will depend on the individual's size and clinical factors, TGA-approved product information for medicines, and PBS subsidisation criteria.

 *How this recommendation was developed*


Consensus

Based on clinical experience and expert opinion (informed by evidence, where available).

For patients who report the diagnosis of asthma made in the past or elsewhere, confirm the diagnosis if possible.

Table. Confirming the diagnosis of asthma in a person using preventer treatment

Please view and print this figure separately: <http://www.astmahandbook.org.au/table/show/9>


 *How this recommendation was developed*

Consensus

Based on clinical experience and expert opinion (informed by evidence, where available), with particular reference to the following source(s):

- Aaron *et al.* 2008¹
- Lucas *et al.* 2008²
- Luks *et al.* 2010³
- Marklund *et al.* 1999⁴

Consider whether exercise-related symptoms may be due to a non-asthma cause such as poor cardiopulmonary fitness (particularly in obese patients), upper airway dysfunction, hyperventilation or anxiety.

 *How this recommendation was developed*

Consensus

Based on clinical experience and expert opinion (informed by evidence, where available), with particular reference to the following source(s):

- British Thoracic Society and Scottish Intercollegiate Guidelines Network, 2008⁵
- Tilles, 2010⁶
- Rietveld *et al.* 1999⁷

Plan regular asthma review as for adults. Explain that asthma often changes during these years so it is important to keep adjusting the treatment to maintain good control at the lowest effective dose.

Table. Risk factors for adverse asthma outcomes in adults and adolescents


Please view and print this figure separately: <http://www.astmahandbook.org.au/table/show/40>

 *How this recommendation was developed*

Consensus

Based on clinical experience and expert opinion (informed by evidence, where available).

Monitor growth in adolescents taking high doses of inhaled corticosteroids or frequent courses of oral corticosteroids.

 *How this recommendation was developed*

Consensus

Based on clinical experience and expert opinion (informed by evidence, where available).

Last reviewed version 2.0

For adolescents taking regular inhaled corticosteroid whose asthma has been well controlled for at least 3 months, try reducing the dose or stepping down by one step while monitoring. If well controlled for at least 3 months on the lowest dose, consider a trial cessation of inhaled corticosteroid.


Note: For those in mid-to-late adolescence, follow the guidance for adults

Figure. Stepped approach to adjusting asthma medication in children aged 6-11 years

Please view and print this figure separately: <http://www.asthmahandbook.org.au/figure/show/120>

Figure. Stepped approach to adjusting asthma medication in adults and adolescents


Please view and print this figure separately: <http://www.asthmahandbook.org.au/figure/show/31>

 *How this recommendation was developed*

Consensus

Based on clinical experience and expert opinion (informed by evidence, where available).


When assessing the causes of poor asthma control, consider psychosocial and behavioural factors such as non-adherence to preventer medicines, smoking or exposure to other people's tobacco smoke.

 *How this recommendation was developed*

Consensus

Based on clinical experience and expert opinion (informed by evidence, where available).


If adherence to preventer medicines is inadequate, explore barriers and motivating factors.

 *How this recommendation was developed*

Consensus

Based on clinical experience and expert opinion (informed by evidence, where available).

Explain to young people that asthma medicines do not have any effects on sexual activity or fertility in the short-term or long-term.

 *How this recommendation was developed*

Consensus

Based on clinical experience and expert opinion (informed by evidence, where available).

Assess and manage comorbid conditions, lifestyle and psychosocial factors that could affect asthma:

- encourage adequate physical activity and healthy eating
- repeatedly assess smoking status and offer help to quit

- manage obesity according to national guidelines
- identify and manage allergic rhinitis, mental health conditions (e.g. depression and anxiety), gastro-oesophageal reflux disease and sleep disorders
- identify and manage psychosocial risk factors.


Table. Interrelated psychosocial risk factors for poor asthma control in adolescents

<p>Poor adherence to treatment</p> <p>Denying or disregarding asthma symptoms</p> <p>Avoiding regular review appointments</p> <p>Life events (new school, moving house, family disruption, absent parent)</p> <p>Family problems (e.g. family conflict, family dysfunction)</p> <p>Psychological distress (e.g. feelings of hopelessness, bereavement or recent loss)</p> <p>Mental health problems (e.g. depression, emerging mood disorders)</p> <p>Risky use of alcohol/other substances</p> <p>Communication problems</p>

Risk behaviours or disregard of symptoms may indicate emerging mental health problems. Poor adherence can be an indicator of family problems, life events and psychological distress.

Source: Bender BG. Risk taking, depression, adherence, and symptom control in adolescents and young adults with asthma. *Am J Respir Crit Care Med* 2006; 173: 953-957. Available from: <http://www.ncbi.nlm.nih.gov/pubmed/16424441>


Asset ID: 70

 *How this recommendation was developed*

Consensus

Based on clinical experience and expert opinion (informed by evidence, where available).

For girls and women, assess whether flare-ups are affected by the menstrual cycle. For girls and woman with predictable perimenstrual worsening of asthma symptoms, consider hormonal management or refer for investigation.


 *How this recommendation was developed*

Consensus

Based on clinical experience and expert opinion (informed by evidence, where available), with particular reference to the following source(s):

- Boulet, 2009⁸
- Rao *et al.* 2013⁹

In pharmacies, ask adolescents and young adults buying non-prescription relievers when they last saw their doctor, and encourage asthma check-ups.

 *How this recommendation was developed*

Consensus

Based on clinical experience and expert opinion (informed by evidence, where available).

If the person has been seeing a paediatric respiratory physician, arrange a new referral to a respiratory physician who treats adults, when appropriate. Discuss the transition to adult health care and check that the young person is satisfied with the adult services.

How this recommendation was developed

Consensus

Based on clinical experience and expert opinion (informed by evidence, where available).

More information

Diagnostic difficulties when investigating asthma-like symptoms in adolescents

Asthma is commonly misdiagnosed in young people presenting with exercise-related symptoms or cough.¹⁰ Conditions associated with dyspnoea include hyperventilation, anxiety, and poor cardiopulmonary fitness.¹¹

Both denial and overplay of symptoms has been observed among adolescents.¹⁰ Adolescents with new or re-emerging asthma symptoms may deny their symptoms.¹⁰ US data suggest that risk factors for undiagnosed asthma among adolescents include female sex, smoking (current smoking and exposure to others' smoke), low socioeconomic status, family problems, low physical activity and high body mass.¹²

Exercise-related symptoms in adolescents

In adolescents, exercise-related wheezing and breathlessness are poor predictors of exercise-induced bronchoconstriction. Only a minority of adolescents referred for assessment of exercise-induced respiratory symptoms show objective evidence of exercise-induced bronchoconstriction.¹³

For adolescents with exercise-related symptoms, common conditions that should be considered in the differential diagnosis include poor cardiopulmonary fitness, exercise-induced upper airway dysfunction and exercise-induced hyperventilation.^{10, 6}

In addition to spirometry, other objective tests (e.g. cardiopulmonary fitness testing, bronchial provocation tests) may be helpful to clarify the diagnosis and inform management.

► See: [Investigation and management of exercise-induced bronchoconstriction](#)

Last reviewed version 2.0

Physiological and psychological changes

Stress, anxiety and extreme emotions

Some patients report asthma flare-ups and asthma symptoms in response to stress and extreme emotions.^{14, 15}

Adolescents with asthma may experience breathlessness in response to stress (without changes in lung function or other asthma symptoms).⁷

► See: [Investigating asthma-like symptoms in adolescents and young adults](#)

Laughter

Laughing is a common trigger for wheeze in infants. In children, the presence of respiratory symptoms that are triggered by laughter increases the probability of symptoms being due to asthma.

► See: [Diagnosing asthma in children](#)

Hormonal changes

Asthma may worsen during the premenstrual phase in up to 40% of women, possibly due to a reduced response to corticosteroids and bronchodilators.⁸ However, this rarely causes severe flare-ups.⁸

Perimenstrual worsening asthma may be relatively common among women with severe or poorly controlled asthma, and may share risk factors with aspirin-exacerbated respiratory disease.⁹

Asthma control worsens during pregnancy in about one third of women with asthma.¹⁶ During pregnancy, approximately 6% of women with asthma are hospitalised with a severe asthma flare-up.^{17, 18}

► See: [Managing asthma during pregnancy](#)

Sexual activity

Sexual activity may trigger asthma symptoms possibly due to physical exertion (exercise-induced bronchoconstriction), heightened

emotion, or a combination of these factors. Exposure to dust mite allergens in bedding may also be a trigger for people who are sensitised.

People with asthma may experience limitation to sexual activity due to asthma or be concerned about the effect of their asthma on their sex life.^{19, 20} However, patients are unlikely to mention concerns about sexual activity to their doctor.²⁰

Practical information for patients about sex and asthma is available from Asthma Australia.

- ▶ Go to: Asthma Australia's [Triggers](#) webpage
- See: [Investigation and management of exercise-induced bronchoconstriction](#)

Impact of puberty on asthma

In the past, it was thought that children typically 'outgrew' asthma due to maturation of the autonomic and central nervous systems under the effect of sex steroids during puberty.²¹ However, there is little evidence to support this assumption.²¹ Puberty does not predict remission of asthma. Almost two-thirds of children with chronic asthma have persistent symptoms throughout puberty.²¹

Early puberty has been reported to be an independent risk factor for the persistence of asthma into adolescence, and for the severity of asthma in adulthood.²¹ The mechanism for this association is unclear, and might involve the effects of hormonal changes on reactivity of airways or risk factors that are common to both asthma and early puberty.²¹

Increased BMI in girls has been associated with both early puberty and increased asthma risk.

Australian data show that more boys than girls experience remission of asthma during adolescence (based on 2007–2008 data):²²

- the prevalence of current asthma is higher for boys than girls among children aged 0–14 years, and higher for women among people aged 15 years and over
- the prevalence of current asthma in children aged 10–14 years is approximately 12% for boys and 7% for girls
- the prevalence of current asthma in adolescents and young adults aged 15–24 years is approximately 11% in both sexes.

Asthma can worsen or improve during adolescence; close monitoring is necessary so that medicines can be adjusted to maintain good asthma control at the lowest effective doses. If attempted back-titration of an adolescent's preventer dose or step-down in the treatment regimen results in worsening of asthma symptoms, this experience can help the person understand why it is necessary to take these medicines regularly. Health professionals can make unsuccessful back-titration an opportunity to reinforce self-management education.

Asthma can occur for the first time during adolescence, more commonly in girls than boys.¹⁰ The true prevalence of asthma in adolescents is difficult to estimate because of under- and over-diagnosis.

Transition to adult asthma care

The late teens and early twenties can be a dangerous period for young people with asthma because GPs and parents often assume that the parent's good management of their child's asthma will automatically continue as the child grows up. Good self-management cannot be assumed, and health professionals need to carefully check the patient's understanding of their asthma and its treatment.

Equipping and supporting an adolescent with a chronic disease to take over self-management of their condition as they grow up and make a smooth transition to adult health services requires planning. Some experts consider this in three phases:

- early stage (12–14 years) – the adolescent begins to participate in his or her own care
- middle stage (15–16 years) – the adolescent gains skills and information to take over self-care
- late stage (17–18 years) – the young person moves into the adult system.

- ▶ Go to: The Royal Children's Hospital Melbourne's [Transition – for health professionals](#)
- Go to: NSW Agency for Clinical Innovation's [Transition planning checklist](#)

Resources for health professionals working with adolescents

- ▶ Go to: The Royal Australasian College of Physicians' [Working with young people online resource](#)
- Go to: [Headspace](#): Australia's National Youth Mental Health Foundation
- Go to: [Inspire Foundation](#)
- Go to: [Reachout](#)
- Go to: The Royal Children's Hospital Melbourne's [Transition – for health professionals](#)
- Go to: NSW Agency for Clinical Innovation's [Transition planning checklist](#).
- Go to: NSW Centre for Advancement of Adolescent Health, The Children's Hospital at Westmead's [Adolescent health GP resources](#)
- Go to: [ChIPS \(Chronic Illness Peer Support\)](#)
- Go to: [Relationships Australia](#)
- Go to: [Smarter than Smoking](#)

Stepping down regular asthma medicines in adults

The main aim of medical treatment for asthma is to achieve good asthma control and minimise the risks of asthma with the lowest effective dose of preventer medicines for each individual.

Stepping down is considered when the patient has experienced good asthma control for 2–3 months and is at low risk of flare-ups.

Figure. Stepped approach to adjusting asthma medication in adults and adolescents

Please view and print this figure separately: <http://www.astmahandbook.org.au/figure/show/31>

General tips

It is important to ascertain the person's actual treatment regimen before stepping down, because many patients may already be taking their preventer only intermittently.

Those who deliberately avoid taking their preventer due to concerns about inhaled corticosteroids may accept regular daily treatment at a lower dose, with an action plan to deal with flare-ups.

Steps down should be planned before the patient has finished their current inhaler, so that the previous dose can be resumed immediately if asthma control deteriorates.

Patients should be advised to step back up if they or their clinician judge that their asthma is worse overall (not just after the first time they experience asthma symptoms after stepping down). Patients and clinicians should agree beforehand on criteria for worsening asthma control.

Some patients are very concerned about reducing their dose (despite the risk of treatment-related adverse effects) and may prefer to stay on high doses for long periods. To enable early detection of deterioration in control during step-down, patients can be asked to monitor their peak flow for 2 weeks before, and 3–4 weeks after, the dose reduction.

Stepping down inhaled corticosteroid dose

For many patients with well-controlled asthma taking inhaled corticosteroid/long-acting beta₂ agonist combinations or inhaled corticosteroids alone, the inhaled corticosteroid dose can be reduced without loss of asthma control if downward dose adjustments are made gradually.^{23, 24}

The dose can be reduced by stepping down through the available formulations.

Note: TGA-registered fluticasone furoate/vilanterol combinations contain moderate-to-high doses of inhaled corticosteroid (100/25 microg and 200/25 microg respectively).

Ceasing inhaled corticosteroid

Patients with well-controlled asthma who stop taking regular low-dose inhaled corticosteroid treatment have an increased risk of flare-ups, compared with those who continue inhaled corticosteroids.²⁵

It may sometimes be necessary to stop treatment temporarily in order to confirm the diagnosis of asthma in a person taking inhaled corticosteroids. In this situation, close monitoring of symptom control is needed.

Table. Confirming the diagnosis of asthma in a person using preventer treatment

Please view and print this figure separately: <http://www.astmahandbook.org.au/table/show/9>

Table. Definitions of ICS dose levels in adults

Inhaled corticosteroid	Daily dose (microg)		
	Low	Medium	High
<i>Beclometasone dipropionate †</i>	100–200	250–400	>400
<i>Budesonide</i>	200–400	500–800	>800

Inhaled corticosteroid	Daily dose (microg)		
	Low	Medium	High
<i>Ciclesonide</i>	80–160	240–320	>320
<i>Fluticasone furoate*</i>	–	100	200
<i>Fluticasone propionate</i>	100–200	250–500	>500

† Dose equivalents for *Qvar* (TGA-registered CFC-free formulation of beclometasone dipropionate).

*Fluticasone furoate is not available as a low dose. TGA-registered formulations of fluticasone furoate contain a medium or high dose of fluticasone furoate and should only be prescribed as one inhalation once daily.

Note: The potency of generic formulations may differ from that of original formulations. Check TGA-approved product information for details.

Sources

Respiratory Expert Group, Therapeutic Guidelines Limited. *Therapeutic Guidelines: Respiratory, Version 4*. Therapeutic Guidelines Limited, Melbourne, 2009.

GlaxoSmithKline Australia Pty Ltd. Product Information: *Breo (fluticasone furoate; vilanterol) Ellipta*. Therapeutic Goods Administration, Canberra, 2014. Available from: <https://www.ebs.tga.gov.au/>

GlaxoSmithKline Australia Pty Ltd. Product Information: *Arnuity (fluticasone furoate) Ellipta*. Therapeutic Goods Administration, Canberra, 2016. Available from: <https://www.ebs.tga.gov.au/>

Last reviewed version 2.0

Asset ID: 22

Ceasing long-acting beta₂ agonist

Patients whose asthma is well controlled with an inhaled corticosteroid/long-acting beta₂ agonist combination (either as conventional maintenance treatment plus short-acting beta₂ agonist reliever, or as budesonide/formoterol maintenance-and-reliever therapy) can continue taking this regimen long-term. The dose can be reduced by stepping down through the available formulations.

Alternatively, for patients taking an inhaled corticosteroid/long-acting beta₂ agonist combination as maintenance treatment, the combination can be replaced with an inhaled corticosteroid inhaler at the same dose. However, a meta-analysis of several studies reported deterioration in asthma control after ceasing long-acting beta₂ agonist treatment in patients with asthma previously stabilised on inhaled corticosteroid/long-acting beta₂ agonist combination. Therefore, if inhaled corticosteroid/long-acting beta₂ agonist is replaced by inhaled corticosteroid only, patients should be advised to start taking their old combination inhaler again if asthma worsens within the first few days after switching.

Note: For patients taking fluticasone furoate/vilanterol, no studies are available to guide stepping down. Options include stepping down to inhaled corticosteroid alone (recommended in the TGA-approved Product Information),²⁶ or stepping down to a different inhaled corticosteroid/long-acting beta₂ agonist combination that will achieve a lower inhaled corticosteroid dose. (e.g. Stepping down from treatment with once-daily medium dose fluticasone furoate/vilanterol [100/25 microg] can be achieved by switching to twice-daily low-dose fluticasone propionate/salmeterol [100/50 microg or 50/25 microg]). With either option, patients need careful explanation, including clear written instructions, to avoid potential confusion when changing between inhaler devices and dosing frequencies.

Last reviewed version 2.0

Definition of variable expiratory airflow limitation

Most of the tests for variable expiratory airflow limitation are based on showing variability in FEV₁. While reduced FEV₁ may be seen with many other lung diseases (or due to poor spirometric technique), a reduced ratio of FEV₁ to FVC indicates airflow limitation.²⁷ Normal FEV₁/FVC values derived from population studies vary,^{28, 29} but are usually greater than:²⁸

- 0.85 in people aged up to 19 years
- 0.80 in people aged 20–39 years
- 0.75 in people aged 40–59 years
- 0.70 in people aged 60–80 years.

In children, it is less useful to define expiratory airflow limitation according to a specific cut-off for FEV₁/FVC ratio, because normal

values in children change considerably with age.²⁹

Some spirometers provide predicted normal values specific to age group. If these are available, a FEV₁/FVC ratio less than the lower limit of normal (i.e. less than the 5th percentile of normal population) indicates airflow limitation.

Variable expiratory airflow limitation (beyond the range seen in healthy populations) can be documented if any of the following are recorded:

- a clinically important increase in FEV₁ (change in FEV₁ of at least 200 mL and 12% from baseline for adults, or at least 12% from baseline for children) 10–15 minutes after administration of bronchodilator
- clinically important variation in lung function (at least 20% change in FEV₁) when measured repeatedly over time (e.g. spirometry on separate visits)
- a clinically important reduction in lung function (decrease in FEV₁ of at least 200 mL and 12% from baseline on spirometry, or decrease in peak expiratory flow rate by at least 20%) after exercise (formal laboratory-based exercise challenge testing uses different criteria for exercise-induced bronchoconstriction)
- a clinically important increase in lung function (at least 200 mL and 12% from baseline) after a trial of 4 or more weeks of treatment with an inhaled corticosteroid
- clinically important variation in peak expiratory flow (diurnal variability of more than 10%)
- a clinically important reduction in lung function (15–20%, depending on the test) during a test for airway hyperresponsiveness (exercise challenge test or bronchial provocation test) measured by a respiratory function laboratory.

Notes

Patients referred to a respiratory function laboratory may be asked not to take certain medicines within a few hours to days before a spirometry visit.

A clinically important increase or decrease in lung function is defined as a change in FEV₁ of at least 200 mL and 12% from baseline for adults, or at least 12% from baseline for children, or a change in peak expiratory flow rate of at least 20% on the same meter.^{30, 27} A clinically important increase in FVC after administering bronchodilator may also indicate reversible airflow limitation, but FVC is a less reliable measure in primary care because FVC may vary due to factors such as variation in inspiratory volume or expiratory time.

The finding of 'normal' lung function during symptoms reduces the probability that a patient has asthma, but a clinically important improvement in response to bronchodilator or inhaled corticosteroid can occur in patients whose baseline value is within the predicted normal range.

The greater the variation in lung function, the more certain is the diagnosis of asthma. However, people with longstanding asthma may develop fixed airflow limitation.

Reversibility in airflow limitation may not be detected if the person is already taking a long-acting beta₂ agonist or inhaled corticosteroid.

Airflow limitation can be transient and does not necessarily mean that the person has asthma (e.g. when recorded during a severe acute infection of the respiratory tract). Ideally, airflow limitation should be confirmed when the patient does not have a respiratory tract infection. Reduction in lung function during a respiratory tract infection with improvement in lung function after its resolution, commonly occurs in people with asthma, but can also be seen in patients with COPD or in healthy people without either asthma or COPD.^{31,32}

- ▶ Go to: National Asthma Council Australia's [Spirometry Resources](#)
- Go to: National Asthma Council Australia and Woolcock Institute [Peak Flow Chart](#)

References


1. Aaron SD, Vandemheen KL, Boulet LP, *et al.* Overdiagnosis of asthma in obese and nonobese adults. *CMAJ*. 2008; 179: 1121-1131. Available from: <http://www.cmaj.ca/content/179/11/1121.full>
2. Lucas AE, Smeenk FW, Smelee IJ, van Schayck CP. Overtreatment with inhaled corticosteroids and diagnostic problems in primary care patients, an exploratory study. *Fam Pract*. 2008; 25: 86-91. Available from: <http://fampra.oxfordjournals.org/content/25/2/86.full>
3. Luks VP, Vandemheen KL, Aaron SD. Confirmation of asthma in an era of overdiagnosis. *Eur Respir J*. 2010; 36: 255-260. Available from: <http://erj.ersjournals.com/content/36/2/255.full>
4. Marklund B, Tunsäter A, Bengtsson C. How often is the diagnosis bronchial asthma correct?. *Fam Pract*. 1999; 16: 112-116. Available from: <http://fampra.oxfordjournals.org/content/16/2/112.full>
5. British Thoracic Society (BTS) Scottish Intercollegiate Guidelines Network (SIGN). *British Guideline on the Management of Asthma. Quick Reference Guide*. Revised May 2011. BTS, SIGN, Edinburgh, 2008.
6. Tilles SA. Exercise-induced respiratory symptoms: an epidemic among adolescents. *Ann Allergy Asthma Immunol*. 2010; 104: 361-7; 368-70, 412. Available from: <http://www.ncbi.nlm.nih.gov/pubmed/20486325>
7. Rietveld S, van Beest I, Everaerd W. Stress-induced breathlessness in asthma. *Psychol Med*. 1999; 29: 1359-66. Available from: <http://www.ncbi.nlm.nih.gov/pubmed/10616941>
8. Boulet LP. Influence of comorbid conditions on asthma. *Eur Respir J*. 2009; 33: 897-906. Available from: <http://erj.ersjournals.com/content/33/4/897.long>
9. Rao CK, Moore CG, Bleecker E, *et al.* Characteristics of perimenstrual asthma and its relation to asthma severity and control: data from the Severe Asthma Research Program. *Chest*. 2013; 143: 984-92. Available from: <http://www.ncbi.nlm.nih.gov/pubmed/23632943>

10. Towns SJ, van Asperen PP. Diagnosis and management of asthma in adolescents. *Clin Respir J*. 2009; 3: 69-76. Available from: <http://www.ncbi.nlm.nih.gov/pubmed/20298380>
11. Weinberger M, Abu-Hasan M. Pseudo-asthma: when cough, wheezing, and dyspnea are not asthma. *Pediatrics*. 2007; 120: 855-864. Available from: <http://pediatrics.aappublications.org/content/120/4/855.full>
12. Yeatts K, Davis KJ, Sotir M, et al. Who gets diagnosed with asthma? Frequent wheeze among adolescents with and without a diagnosis of asthma. *Pediatrics*. 2003; 111: 1046-54. Available from: <http://www.ncbi.nlm.nih.gov/pubmed/12728087>
13. Schuh, S, Willan, AR, Stephens, D, et al. Can montelukast shorten prednisolone therapy in children with mild to moderate acute asthma? A randomized controlled trial. *J Pediatr*. 2009; 155: 795-800. Available from: <https://www.ncbi.nlm.nih.gov/pubmed/19656525>
14. Busse WW. The brain and asthma: what are the linkages?. *Chem Immunol Allergy*. 2012; 98: 14-31. Available from: <http://www.ncbi.nlm.nih.gov/pubmed/22767055>
15. Theoharides TC, Enakuaa S, Sismanopoulos N, et al. Contribution of stress to asthma worsening through mast cell activation. *Ann Allergy Asthma Immunol*. 2012; 109: 14-9. Available from: <http://www.ncbi.nlm.nih.gov/pubmed/22727152>
16. Murphy VE, Gibson PG. Asthma in pregnancy. *Clin Chest Med*. 2011; 32: 93-110. Available from: <http://www.ncbi.nlm.nih.gov/pubmed/21277452>
17. Suissa, S., Ernst, P., Boivin, J. F., et al. A cohort analysis of excess mortality in asthma and the use of inhaled beta-agonists. *Am J Respir Crit Care Med*. 1994; 149: 604-10. Available from: <https://www.ncbi.nlm.nih.gov/pubmed/8118625>
18. Ali Z, Ulrik CS. Incidence and risk factors for exacerbations of asthma during pregnancy. *J Asthma Allergy*. 2013; 6: 53-60. Available from: <http://www.ncbi.nlm.nih.gov/pmc/articles/PMC3650884/>
19. Meyer IH, Sternfels P, Fagan JK, Ford JG. Asthma-related limitations in sexual functioning: an important but neglected area of quality of life. *Am J Public Health*. 2002; 92: 770-2. Available from: <http://www.ncbi.nlm.nih.gov/pmc/articles/PMC1447159/>
20. Kaptein AA, van Klink RC, de Kok F, et al. Sexuality in patients with asthma and COPD. *Respir Med*. 2008; 102: 198-204. Available from: [http://www.resmedjournal.com/article/S0954-6111\(07\)00400-3/fulltext](http://www.resmedjournal.com/article/S0954-6111(07)00400-3/fulltext)
21. Patton GC, Viner R. Pubertal transitions in health. *Lancet*. 2007; 369: 1130-1139. Available from: <http://www.ncbi.nlm.nih.gov/pubmed/17398312>
22. Australian Centre for Asthma Monitoring. *Asthma in Australia 2011: with a focus chapter on chronic obstructive pulmonary disease*. Asthma series no. 4. Cat. no ACM 22. Australian Institute of Health and Welfare, Canberra, 2011. Available from: <http://www.aihw.gov.au/publication-detail/?id=10737420159>
23. Reddel HK, Gibson PG, Peters MJ, et al. Down-titration from high-dose combination therapy in asthma: removal of long-acting. *Respir Med*. 2010; 104: 1110-1120. Available from: [http://www.resmedjournal.com/article/S0954-6111\(10\)00156-3/fulltext](http://www.resmedjournal.com/article/S0954-6111(10)00156-3/fulltext)
24. Hagan JB, Samant SA, Volcheck GW, et al. The risk of asthma exacerbation after reducing inhaled corticosteroids: a systematic review and meta-analysis of randomized controlled trials. *Allergy*. 2014; 69: 510-6. Available from: <http://www.ncbi.nlm.nih.gov/pubmed/24571355>
25. Rank MA, Hagan JB, Park MA, et al. The risk of asthma exacerbation after stopping low-dose inhaled corticosteroids: a systematic review and meta-analysis of randomized controlled trials. *J Allergy Clin Immunol*. 2013; 131: 724-9. Available from: <http://www.ncbi.nlm.nih.gov/pubmed/23321206>
26. GlaxoSmithKline Australia Pty Ltd. *Product Information: Breo (fluticasone furoate; vilanterol) Ellipta*. Therapeutic Goods Administration, Canberra, 2014. Available from: <https://www.ebs.tga.gov.au/ebs/picmi/picmirepository.nsf>
27. Pellegrino R, Viegi G, Brusasco V, et al. Interpretative strategies for lung function tests. *Eur Respir J*. 2005; 26: 948-968. Available from: <http://erj.ersjournals.com/content/26/5/948>
28. National Heart Lung and Blood Institute (NHLBI) National Asthma Education and Prevention Program. *Expert Panel Report 3: guidelines for the diagnosis and management of asthma. Full report 2007*. US Department of Health and Human Services National Institutes of Health, Bethesda, 2007. Available from: <http://www.nhlbi.nih.gov/health-pro/guidelines/current/asthma-guidelines/full-report>
29. Quanjer PH, Stanojevic S, Cole TJ, et al. Multi-ethnic reference values for spirometry for the 3-95-yr age range: the global lung function 2012 equations. *Eur Respir J*. 2012; 40: 1324-43. Available from: <http://www.ncbi.nlm.nih.gov/pubmed/22743675>
30. Levy ML, Quanjer PH, Booker R, et al. Diagnostic Spirometry in Primary Care: Proposed standards for general practice compliant with American Thoracic Society and European Respiratory Society recommendations. *Prim Care Respir J*. 2009; 18: 130-147. Available from: <http://www.ncbi.nlm.nih.gov/pubmed/19684995>
31. Collier AM, Pimmel RL, Hasselblad V, et al. Spirometric changes in normal children with upper respiratory infections. *Am Rev Respir Dis*. 1978; 117: 47-53. Available from: <http://www.ncbi.nlm.nih.gov/pubmed/619724>
32. Melbye H, Kongerud J, Vorland L. Reversible airflow limitation in adults with respiratory infection. *Eur Respir J*. 1994; 7: 1239-1245. Available from: <http://www.ncbi.nlm.nih.gov/pubmed/7925901>

Supporting adolescents and young adults to self-manage their asthma

Recommendations


Make sure young people understand that they need to carry a reliever inhaler with them at all times, so they can use it immediately if they experience asthma symptoms.

 *How this recommendation was developed*

Consensus

Based on clinical experience and expert opinion (informed by evidence, where available).


Ensure every patient has a written asthma action plan appropriate to their age and self-management capability.

 *How this recommendation was developed*

Consensus

Based on clinical experience and expert opinion (informed by evidence, where available).


Encourage self-management and provide support and education appropriate to the individual's stage of psychosocial development. Repeat the key information at each visit.

 *How this recommendation was developed*

Consensus

Based on clinical experience and expert opinion (informed by evidence, where available).

Offer self-management support that is appropriate to the person's preferences (e.g. text message reminders about appointments, online information, electronic written asthma action plan) and direct them to appropriate resources and programs (e.g. peer-led asthma education, if available).

 *How this recommendation was developed*

Consensus

Based on clinical experience and expert opinion (informed by evidence, where available).

More information

Asthma self-management for adolescents

Children's knowledge of asthma improves during adolescence.¹ However, the latest available data show that less than one in five (18%) Australian adolescents has a written asthma action plan, and only 28% have discussed their asthma management plan with their GP within the previous 12 months.²

During adolescence, young people get their asthma knowledge mainly from parents.¹ Adolescents whose parents were born overseas in countries with a lower asthma prevalence may have less knowledge of asthma. Chronic disease carries stigma in some communities, particularly Asian cultures. Children and adolescents from culturally and linguistically diverse communities may be expected to self-manage at a younger age and with less monitoring by parents, and so may need more support and education.

Specialised asthma nurses and asthma and respiratory educators are an invaluable resource for instruction, training and providing

support for adolescents with asthma and their families.

Self-management programs

Asthma self-management education programs designed for adolescents can improve asthma-related quality of life,^{3, 4, 5, 6} improve asthma knowledge,^{3, 4, 7} improve ability to use a spacer correctly,³ improve adolescents' confidence or belief in their ability (self-efficacy) to manage their asthma,^{3, 6} increase behaviour to prevent asthma symptoms,⁶ increase use of preventer medicines,⁶ increase use of written asthma action plans,⁶ reduce symptoms^{3, 6} reduce limitation of activity due to asthma,⁶ reduce school absences due to asthma,^{3, 6} and reduce rates of acute care visits, emergency department visits, and hospitalisations.⁶

However, there is not enough evidence to determine which types of self-management programs for adolescents are most effective or the most important components of programs. (Few RCTs directly compared different programs.)

Most of the asthma programs designed for adolescents have been run in schools.

Peer-led asthma programs

Several studies have shown that adolescents can be trained to teach their peers about asthma self-management and motivate them to avoid smoking.^{4, 5, 8} Asthma self-management programs for adolescents that use peer leaders can:

- significantly influence self-management behaviour, compared with adult-led programs⁸
- achieve clinically important improvements in health-related quality of life,^{4, 5} increase adolescents' belief in their ability (self-efficacy) to resist smoking,⁴ and increase asthma self-management knowledge⁴ (compared with adolescents at schools not involved in this type of program⁴ or with baseline⁵)
- may be particularly beneficial for boys from low socioeconomic status background.⁵

The Triple A (Adolescent Asthma Action) program is a school-based peer-led adolescent asthma self-management education program developed in Australia.⁹

► Go to: [The Triple A \(Adolescent Asthma Action\) program](#)

Use of technology to support self-care

Providing asthma education messages through technologies that adolescents use every day (e.g. internet, phones, interactive video)^{10, 11, 12} may be an effective way to deliver asthma health messages, compared with traditional media or with strategies that are not tailored for adolescents.

Resources for health professionals working with adolescents

- Go to: The Royal Australasian College of Physicians' [Working with young people online resource](#)
- Go to: [Headspace](#): Australia's National Youth Mental Health Foundation
- Go to: [Inspire Foundation](#)
- Go to: [Reachout](#)
- Go to: The Royal Children's Hospital Melbourne's [Transition – for health professionals](#)
- Go to: NSW Agency for Clinical Innovation's [Transition planning checklist](#)
- Go to: NSW Centre for Advancement of Adolescent Health, The Children's Hospital at Westmead's [Adolescent health GP resources](#)
- Go to: [ChIPS \(Chronic Illness Peer Support\)](#)
- Go to: [Relationships Australia](#)
- Go to: [Smarter than Smoking](#)
- Go to: The Children's Hospital at Westmead's [Kids Quit smoking cessation brief interventions](#)

Transition to adult asthma care

The late teens and early twenties can be a dangerous period for young people with asthma because GPs and parents often assume that the parent's good management of their child's asthma will automatically continue as the child grows up. Good self-management cannot be assumed, and health professionals need to carefully check the patient's understanding of their asthma and its treatment.

Equipping and supporting an adolescent with a chronic disease to take over self-management of their condition as they grow up and make a smooth transition to adult health services requires planning. Some experts consider this in three phases:

- early stage (12–14 years) – the adolescent begins to participate in his or her own care
- middle stage (15–16 years) – the adolescent gains skills and information to take over self-care
- late stage (17–18 years) – the young person moves into the adult system.

► Go to: The Royal Children's Hospital Melbourne's [Transition – for health professionals](#)
Go to: NSW Agency for Clinical Innovation's [Transition planning checklist](#)

References

1. Barton C, Abramson M, Aroni R, *et al.* What determines knowledge of asthma among young people and their families?. *J Asthma*. 2002; 39: 701-9. Available from: <http://www.ncbi.nlm.nih.gov/pubmed/12507190>
2. Australian Institute of Health and Welfare. *Young Australians: their health and wellbeing*. Australian Institute of Health and Welfare, Canberra, 2011. Available from: <http://www.aihw.gov.au/publication-detail/?id=10737419261>
3. Velsor-Friedrich B, Militello LK, Richards MH, *et al.* Effects of coping-skills training in low-income urban African-American adolescents with asthma. *J Asthma*. 2012; 49: 372-9. Available from: <http://www.ncbi.nlm.nih.gov/pubmed/22352813>
4. Al-sheyab N, Gallagher R, Crisp J, Shah S. Peer-led education for adolescents with asthma in Jordan: a cluster-randomized controlled trial. *Pediatrics*. 2012; 129: e106-12. Available from: <http://pediatrics.aappublications.org/content/129/1/e106.long>
5. Rhee H, Belyea MJ, Hunt JF, Brasch J. Effects of a peer-led asthma self-management program for adolescents. *Arch Pediatr Adolesc Med*. 2011; 165: 513-9. Available from: <http://www.ncbi.nlm.nih.gov/pmc/articles/PMC3252732/>
6. Bruzzese JM, Sheares BJ, Vincent EJ, *et al.* Effects of a school-based intervention for urban adolescents with asthma. A controlled trial. *Am J Respir Crit Care Med*. 2011; 183: 998-1006. Available from: <http://www.ncbi.nlm.nih.gov/pmc/articles/PMC3086747/>
7. Mosnaim GS, Li H, Damitz M, *et al.* Evaluation of the Fight Asthma Now (FAN) program to improve asthma knowledge in urban youth and teenagers. *Ann Allergy Asthma Immunol*. 2011; 107: 310-6. Available from: <http://www.ncbi.nlm.nih.gov/pubmed/21962090>
8. Rhee H, Pesis-Katz I, Xing J. Cost benefits of a peer-led asthma self-management program for adolescents. *J Asthma*. 2012; 49: 606-13. Available from: <http://www.ncbi.nlm.nih.gov/pmc/articles/PMC3434702/>
9. Shah S, Roydhouse JK, Sawyer SM. Medical students go back to school--the Triple A journey. *Aust Fam Physician*. 2008; 37: 952-4. Available from: <http://www.ncbi.nlm.nih.gov/pubmed/19037472>
10. Joseph CL, Peterson E, Havstad S, *et al.* A web-based, tailored asthma management program for urban African-American high school students. *Am J Respir Crit Care Med*. 2007; 175: 888-95. Available from: <http://www.ncbi.nlm.nih.gov/pmc/articles/PMC1899296/>
11. Mosnaim GS, Cohen MS, Rhoads CH, *et al.* Use of MP3 players to increase asthma knowledge in inner-city African-American adolescents. *Int J Behav Med*. 2008; 15: 341-6. Available from: <http://www.ncbi.nlm.nih.gov/pubmed/19005935>
12. Bynum A, Hopkins D, Thomas A, *et al.* The effect of telepharmacy counseling on metered-dose inhaler technique among adolescents with asthma in rural Arkansas. *Telemed J E Health*. 2001; 7: 207-17. Available from: <http://www.ncbi.nlm.nih.gov/pubmed/11564356>